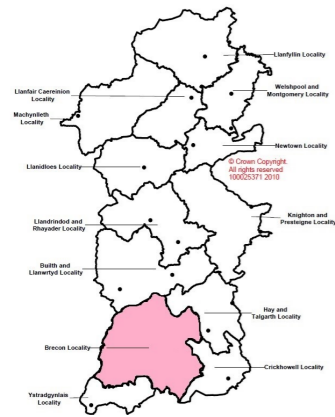


Brecon Locality Focus



Brecon Population

The **current population is 14,283¹**. The **average age of people in the locality is 44 years** (Powys average 45).

Females make 51% of the population of the area, and **males 49%**

23.8% of the population are **over 65** (Powys average is 25.8%), whilst people **over 85** make up 3.2% of the population (Powys average is 3.4%). Overall the population is expected to decrease slightly (7%) by 2036 (from 14,283 in 2015 to 13,282; **Powys average is 6% decrease**). In contrast, the **over 85** population is expected to rise steeply, with the population moving by **139.3%** from 463 to 1,108 over the same period.

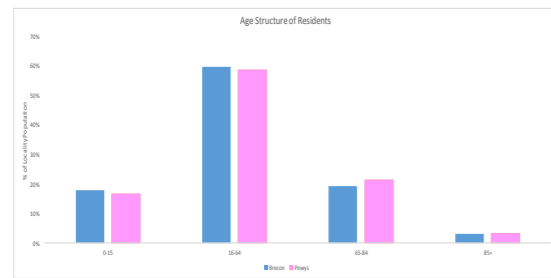


Figure 2.1

Employment

9.4% (662 people) of working population employed in Care/Leisure industry – lower than Powys average of 10.1% (500 per locality)²

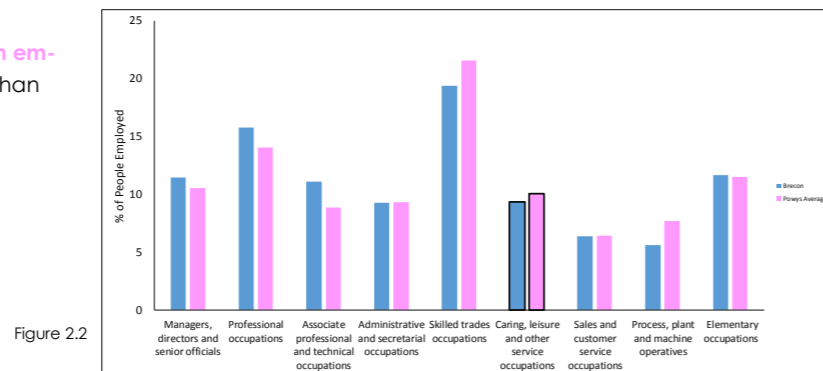


Figure 2.2

Access to Services

Lower than average travel time to an NHS Dentist (42 minutes, Powys Average 55 minutes) and GP surgery (48 minutes, Powys Average 50 minutes)³.

Residents Satisfaction⁴

- 27% of residents feel satisfied with **care for older people/the elderly** in this locality (average for **all Powys Localities = 28%**)
- 82% of residents feel satisfied that this locality is a place where people **look out for and support each other** (average for all Powys Localities = 81%)
- 85% of residents in this locality say that they or a family member **participate** (either regularly or sometimes) in **local community events and activities** (average for all Powys Localities = 84%)

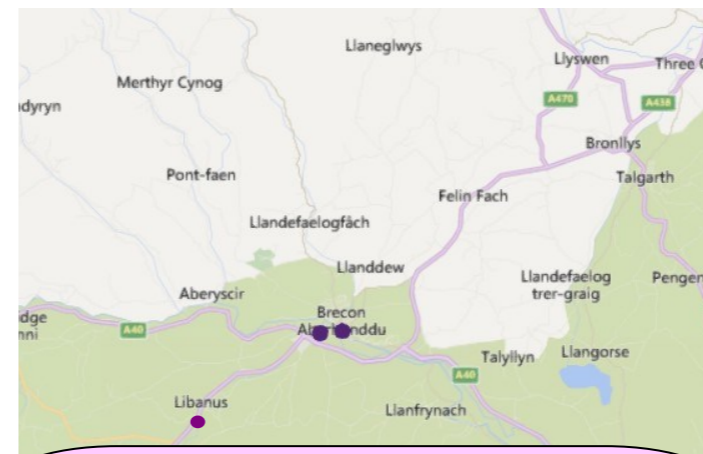
References

1. 2014 Mid-Year Population Estimate, ONS
2. Annual Survey of Hours and Earnings (ASHE), 2011, ONS
3. Welsh Index of Multiple Deprivation, 2011. PCC Research & information Unit Report R/WIMD11/0212
4. Powys County Council Residents Satisfaction Survey, 2015

What are we currently providing and what are the costs?

During the last year, 35 people resided in homes in this locality (as at 1st August 2016) all of which were Older/Frail clients. 22 of those clients were female and 13 were male

Figure 2.3 Location of Residential Homes in Brecon Locality



- 3** care homes in the locality:
- 1 **BUPA** Home (Trenwydd Residential Home)
 - 2 **Private** Home (Morgannwg House Care Home^{TD} and Moun-tains)
- Note: * Dual Registered homes are registered for Residential and Nursing Care

Residents of care homes in the locality over the last year have an **average length of stay of 990 days** and an **average age at admission of 84 years** (Bupa = 87 Non Bupa = 80) (as at 1st August 2016).

Conditions Summary

The authority has undertaken a 10 year residential home conditions survey programme (from 2009 – 2018) to calculate the investment required in Trenwydd. Based on 2009 costs a total investment of [redacted] will be required.

28 care home residents (80% of total) were previously living in the **Brecon** locality

6 were living in other localities :

- 1** from **Crickhowell**
- 2** from **Builth and Llanwrtyd**
- 1** from **Ystradgynlais**
- 1** from **Hay and Talgarth**
- 1** from **Welshpool and Montgomery**

(N.B. figures do not total the overall number of residents as some clients did not have a record for previous postcode. Data for 12 months to August 1st 2016)

Where do Care home residents come from?

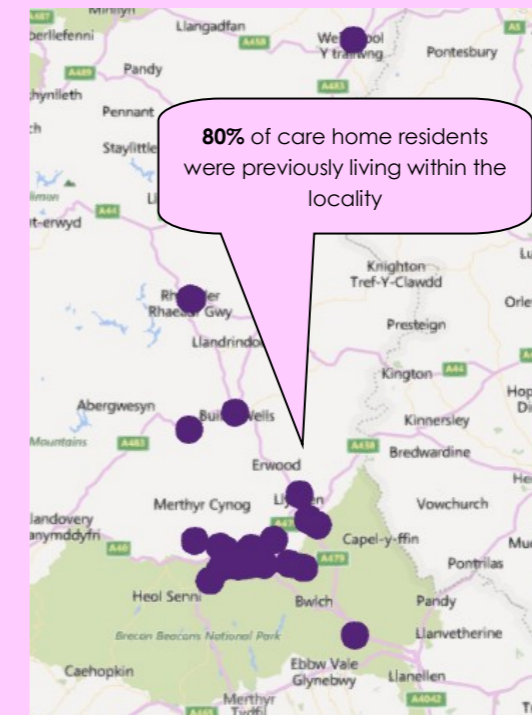


Figure 2.4 Previous address of care home residents now in homes in the **Brecon** locality

Domiciliary Care Provision

Currently we provide **859 hours of Domiciliary Care** in this locality (**59 per 1,000 population**) to **61 clients** (as at 1st August 2016)