

Crickhowell Locality Focus

Crickhowell Population

The **current population is 6,974**¹. The **average age of people in the locality is 48 years** (Powys average 46).

Females make up 51% of the population of the area, and **males 49%**

28.5% of the population are **over 65** (Powys average is 25.8%), whilst people **over 85** make up **3.3%** of the population (Powys average is 3.4%). Overall the population is expected to **decrease by 5%** by 2036 (from 6,974 in 2015 to 6,623; **Powys average is 6% decrease**). In contrast, the **over 85** population is expected to rise steeply, with the population moving by **139.3%** from 229 to 548 over the same period.

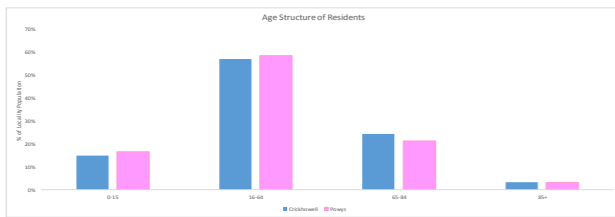
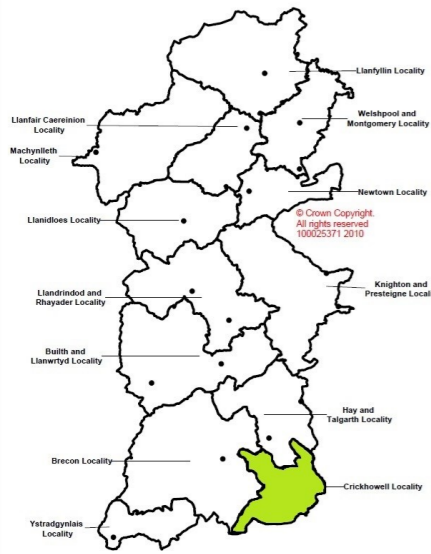


Figure 4.1

Employment

8.7% (287 people) of working population employed in Care/Leisure industry—lower than Powys average 10.1% (500 per locality)².

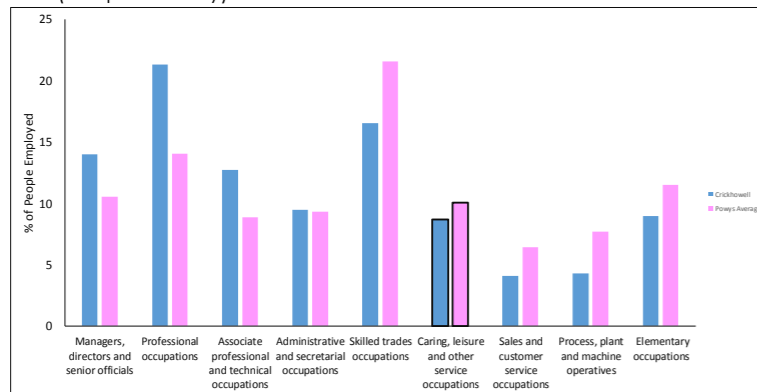


Figure 4.2

Access to Services

Higher than average travel time to an NHS Dentist (57 minutes, Powys Average 55 minutes) and GP surgery (55 minutes, Powys Average 50 minutes)³.

Residents Satisfaction⁴

- 32% of residents in this locality feel satisfied with **care for older people/the elderly** (average for all Powys Localities = 28%)
- 91% of residents feel satisfied that this locality is a place where people **look out for and support each other** (average for all Powys Localities = 81%)
- 85% of residents in this locality say that they or a family member participate (either regularly or sometimes) in **local community events and activities** (average for all Powys Localities = 84%)

References

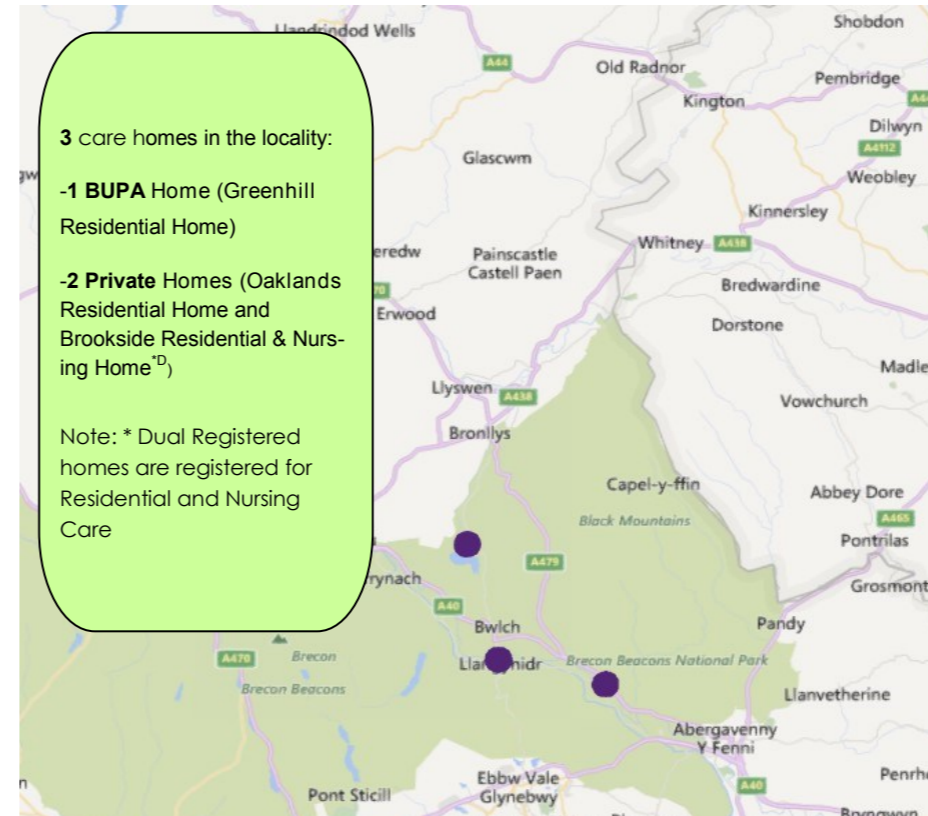
1. 2014 Mid-Year Population Estimate, ONS
2. Annual Survey of Hours and Earnings (ASHE), 2011, ONS
3. Welsh Index of Multiple Deprivation, 2011. PCC Research & information Unit Report R/WIMD11/02124.
4. Powys County Council Residents Satisfaction Survey, 2015

What are we currently providing and what are the costs?

During the last year, 30 people resided in homes in this locality (as at 1st August 2016) of which all were Older/Frail clients. 23 of those clients were female and 7 were male

Residents of care homes in the locality over the last year have an average **Length of stay of 1005 days**) and an **average age at admission of 87** years (Bupa = 89; Non Bupa = 86) (as at 1st August 2016)

Figure 4.3 Location of Residential Homes in Crickhowell Locality



3 care homes in the locality:

- 1 **BUPA** Home (Greenhill Residential Home)
- 2 **Private** Homes (Oaklands Residential Home and Brookside Residential & Nursing Home^D)

Note: * Dual Registered homes are registered for Residential and Nursing Care

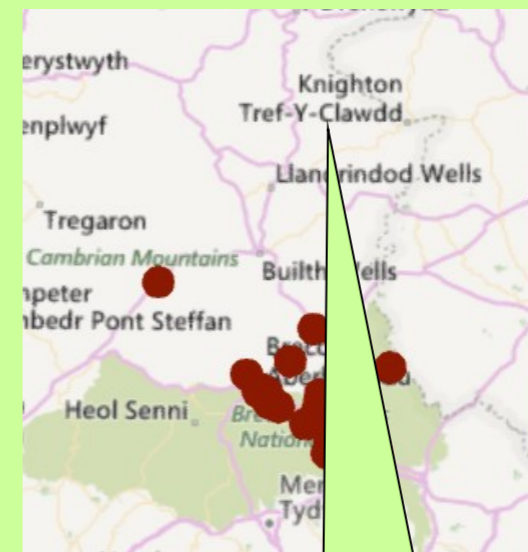
Conditions Summary

The authority has undertaken a 10 year residential home conditions survey programme (from 2009 – 2018) to calculate the investment required in Greenhill. Based on 2009 costs a total investment of [redacted] will be required.

Where do care home residents come from?

- 17 care home residents (57% of total) were previously living in the **Crickhowell** locality
- 9 were living in other localities :
 - 7 from **Brecon**
 - 1 from **Builth and Llanwrtyd**
 - 1 from **Knighton and Presteigne**

(N.B. figures do not total the overall number of residents as some clients did not have a record for previous postcode. Data for 12 months to August 1st 2016)



57% of care home residents were previously living within the locality

Figure 4. 4 Previous address of care home residents now in homes in the Crickhowell locality

Domiciliary Care Provision

Currently we provide **634 hours of Domiciliary Care** in this locality (**92 per 1,000 population**) to **37 clients** (as at 1st August 2016).