

Hay and Talgarth Locality Focus

Hay and Talgarth Population

The **current population is 8,401**¹. The **average age of people in the locality is 47 years** (Powys average 46).

Females make up 51% of the population of the area, and **males 49%**

27% of the population are **over 65** (Powys average is 25.8%), whilst people **over 85** make up **3.5%** of the population (Powys average is 3.4%). Overall the population is expected to **decrease by 5.5%** by 2036 (from 8,401 in 2015 to 7,941; **Powys average is 6% decrease**). In contrast, the **over 85** population is expected to rise steeply, with the population moving by **139.3%** from 297 to 711 over the same period.

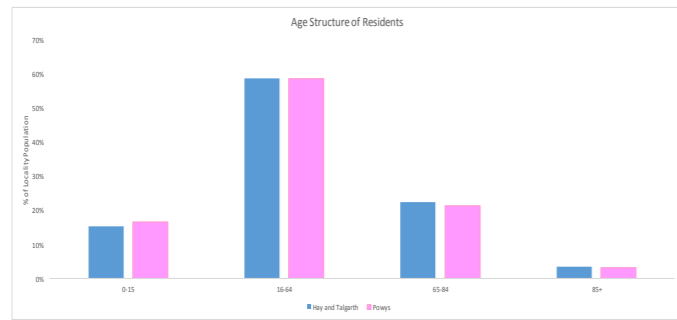
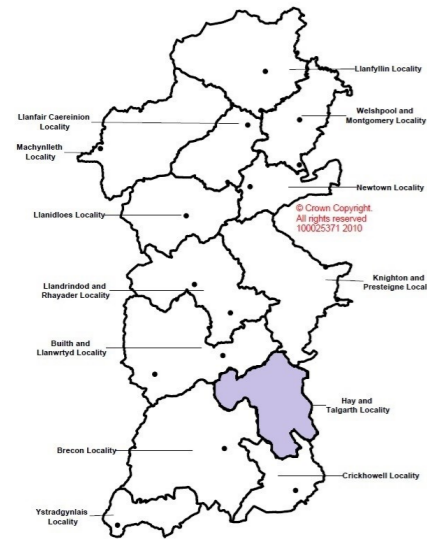


Figure 5.1

Employment

10.4% (459 people) of working population employed in Care/Leisure industry—higher than Powys average 10.1% (500 per locality)².

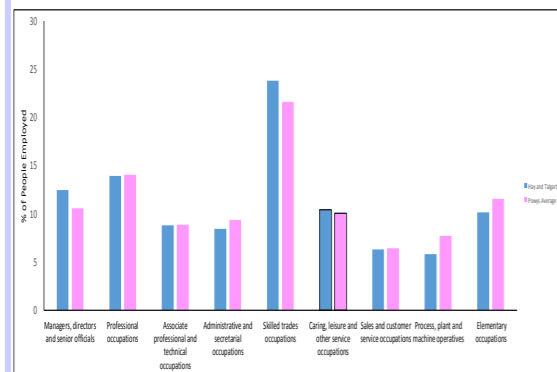


Figure 5.2

Access to Services

Lower than average travel time to an NHS Dentist (53 minutes, Powys Average 55 minutes) and average travel time to a GP surgery (50 minutes)³.

Residents Satisfaction⁴

- 21% of residents in this locality feel satisfied with **care for older people/the elderly** (average for **all** Powys Localities = 28%)
- 81% of residents feel satisfied that this locality is a place where people **look out for and support each other** (average for all Powys Localities = 81%)
- 86% of residents in this locality say that they or a family member participate (either regularly or sometimes) in **local community events and activities** (average for all Powys Localities = 84%)

References

1. 2014 Mid-Year Population Estimate, ONS
2. Annual Survey of Hours and Earnings (ASHE), 2011, ONS

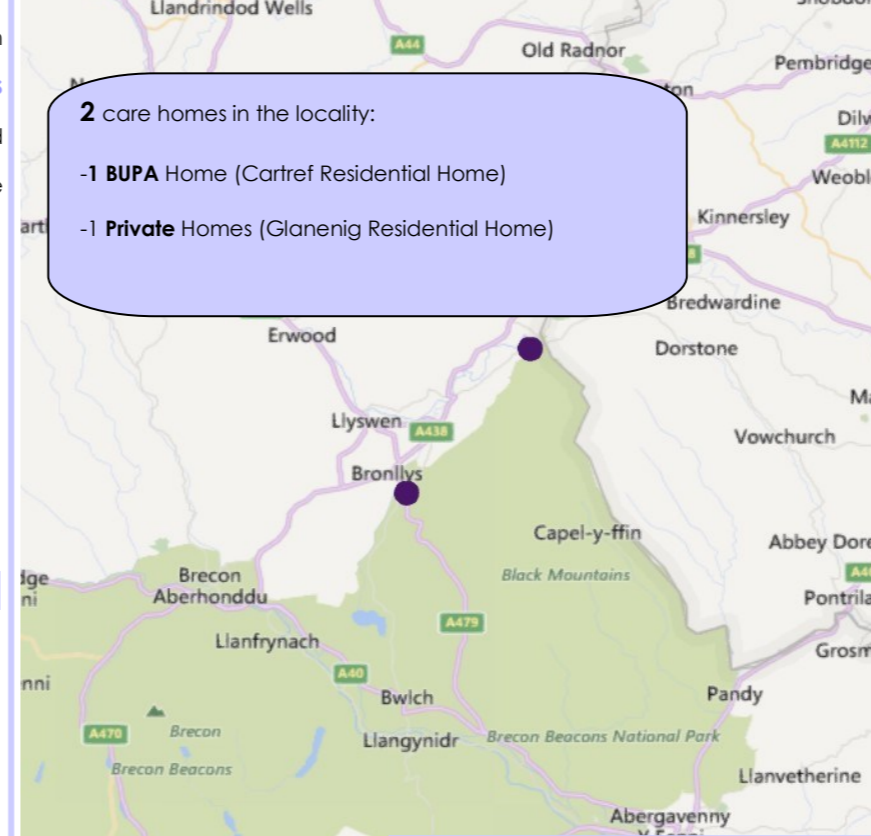
3. Welsh Index of Multiple Deprivation, 2011. PCC Research & information Unit Report R/WIMD11/0212

4. Powys County Council Residents Satisfaction Survey, 2015

What are we currently providing and what are the costs?

During the last year, 21 people resided in homes in this locality (as at 1st August 2016) of which 20 were Older/Frail clients. 14 of those were clients were female and 6 were male

Figure 5.3 Location of Residential Homes in the Hay and Talgarth Locality



2 care homes in the locality:
 -1 **BUPA** Home (Cartref Residential Home)
 -1 **Private** Homes (Glanenig Residential Home)

Residents of care homes in the locality over the last year have an **average length of stay of 1,693 days** and an **average age at admission of 82** years (Bupa = 83; Non Bupa = 80(as at 1st August 2016)

Conditions Summary

The authority has undertaken a 10 year residential home conditions survey programme (from 2009 – 2018) to calculate the investment required in Cartref. Based on 2009 costs a total investment of [redacted] will be required.

Domiciliary Care Provision

Currently we provide **708 hours of Domiciliary Care** in this locality (**84 per 1,000 population**) to **52 clients** (as at 1st August 2016).

Where do care home residents come from?

13 care home residents (66% of total) were previously living in the **Hay & Talgarth** locality

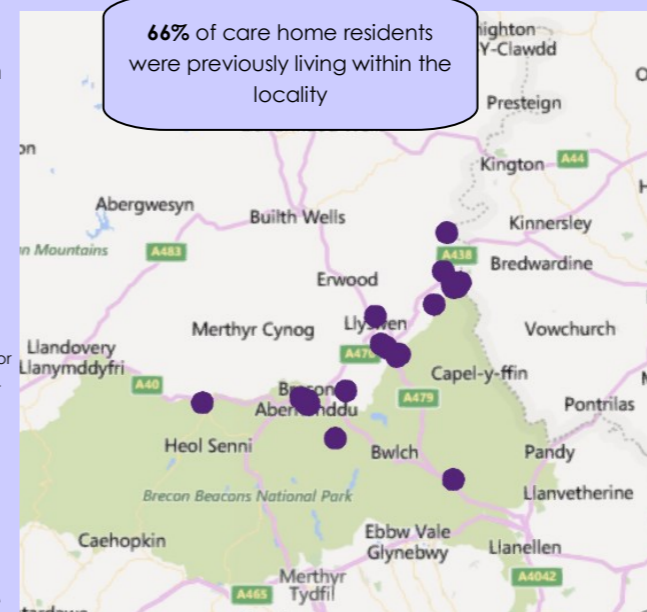
6 were living in other localities :

3 from **Brecon**

3 from **Crickhowell**

(N.B. figures do not total the overall number of residents as some clients did not have a record for previous postcode. Data for 12 months to August 1st 2016)

Figure 5.4 Previous address of care home residents now in homes in the Hay and Talgarth Locality



66% of care home residents were previously living within the locality