

Llanfair Caereinion Locality Focus

Llanfair Caereinion Population

The **current population is 6,255¹**. The **average age of people in the locality is 45 years** (Powys average 46). The population is made up of **50% Females** and **50% Males**

24.3% of the population are **over 65** (Powys average is 25.8%), whilst people **over 85** make up **2.3%** of the population (Powys average is 3.4%). Overall the population is expected to **decrease by 8%** by 2036 (from 6,255 in 2015 to 5,756; **Powys average is 6% decrease**). In contrast, the **over 85** population is expected to rise steeply, with the population moving by **139.3%** from 142 to 340 over the same period.

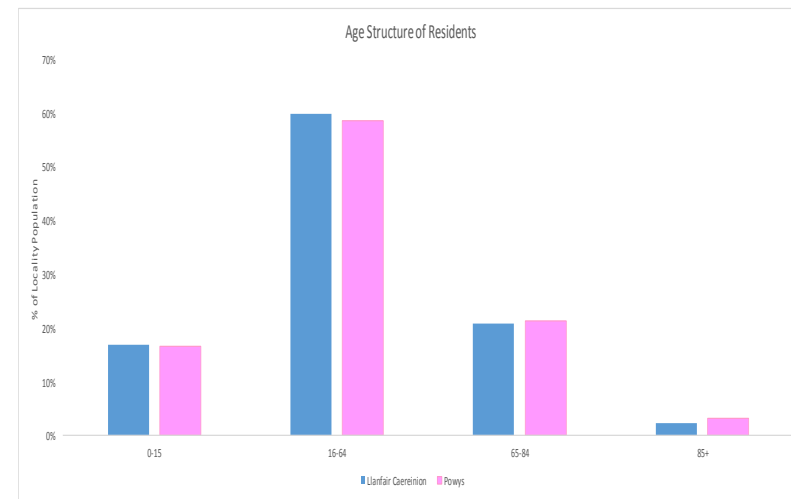
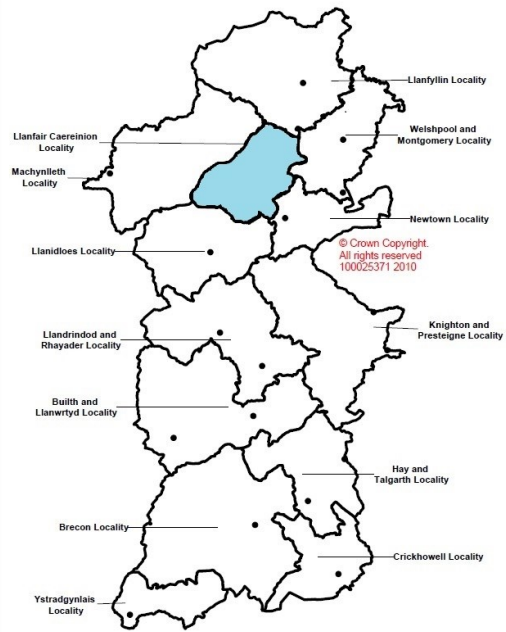


Figure 8.1

Employment

9.6% (314 people) of working population employed in Care/Leisure industry—lower than Powys average 10.1% (500 per locality)²

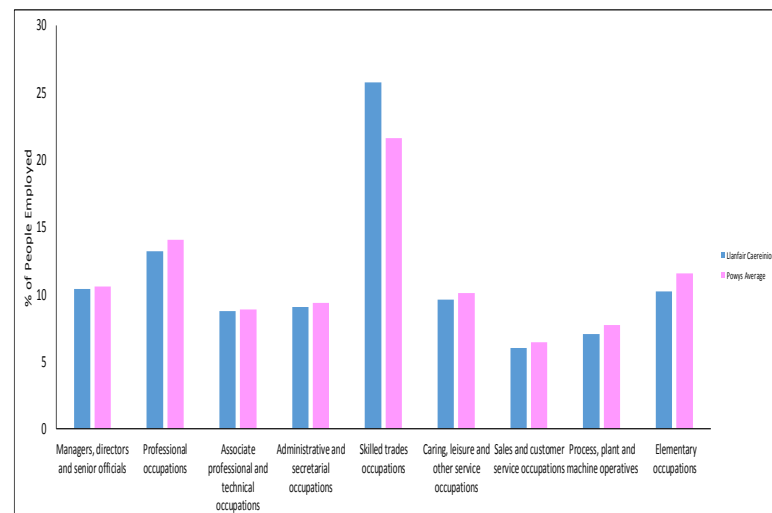


Figure 8.2

What are we currently providing and what are the costs?

There are currently no residential Care Homes in Llanfair Caereinion

Domiciliary Care Provision

Currently we provide **607 hours of Domiciliary Care** in this locality (**98 per 1,000 population**) to **39 clients** (as at 1st August 2016).

Access to Services

Higher than average travel time to an NHS Dentist (87 minutes, Powys Average 55 minutes) and **GP surgery** (77 minutes, Powys Average 50 minutes)³

Residents Satisfaction⁴

- 17% of residents in this locality feel satisfied with **care for older people/the elderly** (average for all Powys Localities = 28%)
- 75% of residents feel satisfied that this locality is a place where people **look out for and support each other** (average for all Powys Localities = 81%)
- 92% of residents in this locality say that they or a family member participate (either regularly or sometimes) in **local community events and activities** (average for all Powys Localities = 84%)

References

1. 2014 Mid-Year Population Estimate, ONS
2. Annual Survey of Hours and Earnings (ASHE), 2011, ONS
3. Welsh Index of Multiple Deprivation, 2011. PCC Research & information Unit Report R/WIMD11/0212
4. Powys County Council Residents Satisfaction Survey, 2015