

Llanidloes Locality Focus

Llanidloes Population

The **current population is 6,497¹**. The **average age of people in the locality is 47 years** Powys average 46).

The population is made up of **50% Females** and **50% Males**

26.7% of the population are **over 65** (Powys average is 25.8%), whilst people **over 85** make up **3.6%** of the population (Powys average is 3.4%). Overall the population is expected to **decrease by 5.6%** by 2036 (from 6,497 in 2015 to 6,136; **Powys average is 6% decrease**). In contrast, the **over 85** population is expected to rise steeply, with the population moving by **139.3%** from 231 to 553 over the same period.

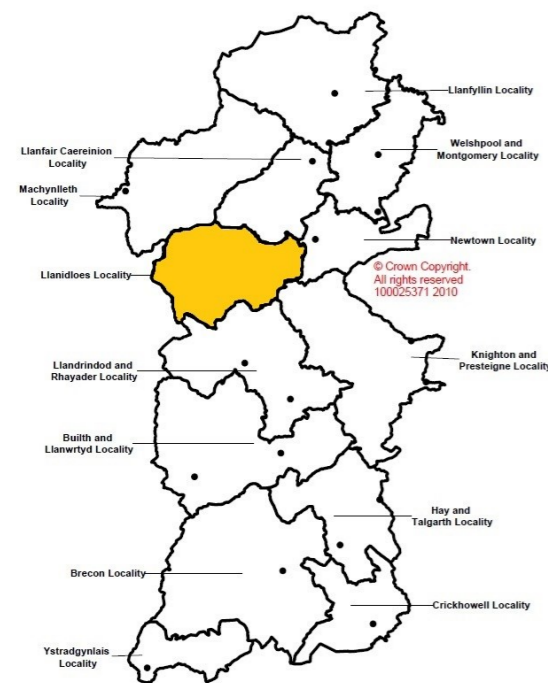
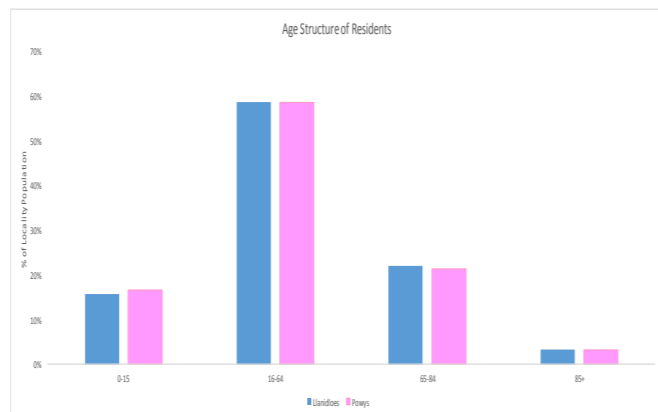


Figure 10.1



Employment

10.4% (349 people) of working population employed in Care/Leisure industry—higher than Powys average 10.1% (500 per locality)².

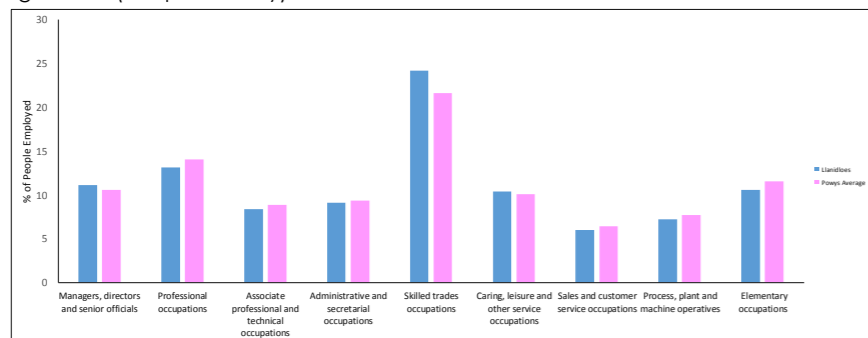


Figure 10.2

Access to Services

Lower than average travel time to an NHS Dentist (53 minutes, Powys Average 55 minutes) and higher than average travel time to GP surgery (52 minutes, Powys Average 50 minutes)³.

Residents Satisfaction⁴

- 46% of residents in this locality feel satisfied with **care for older people/the elderly** (average for all Powys Localities = 28%)
- 80% of residents feel satisfied that this locality is a place where people **look out for and support each other** (average for all Powys Localities = 81%)
- 86% of residents in this locality say that they or a family member participate (either regularly or sometimes) in **local community events and activities** (average for all Powys Localities = 84%)

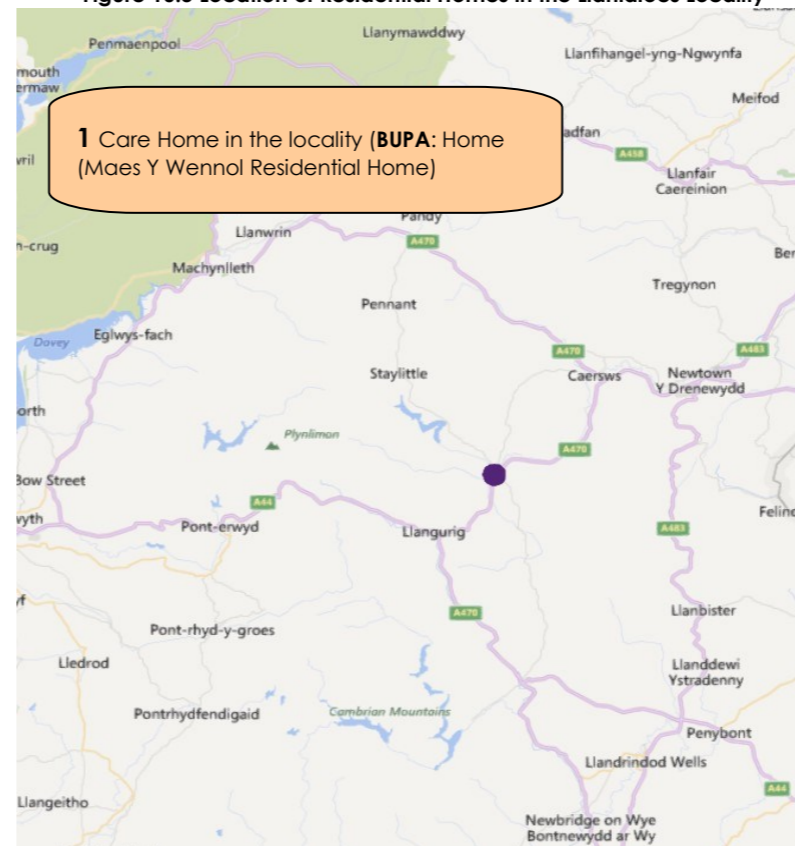
References

1. 2014 Mid-Year Population Estimate, ONS
2. Annual Survey of Hours and Earnings (ASHE), 2011, ONS
3. Welsh Index of Multiple Deprivation, 2011. PCC Research & information Unit Report R/WIMD11/0212
4. Powys County Council Residents Satisfaction Survey, 2015

What are we currently providing and what are the costs?

During the last year, 28 people resided in homes in this locality (as at 1st August 2016) of which all were Older/Frail clients. 22 of those clients were female and 6 were male

Figure 10.3 Location of Residential Homes in the Llanidloes Locality



1 Care Home in the locality (**BUPA: Home (Maes Y Wenol Residential Home)**)

Residents of care homes in the locality over the last year have an **average length of stay of 823 days** and an **average age at admission of 87 years** (Bupa = 87; Non-Bupa = N/A) (as at 1st August 2016)

Conditions Summary

The authority has undertaken a 10 year residential home conditions survey programme (from 2009 – 2018) to calculate the investment required in Maes y wenol. Based on 2009 costs a total investment of [redacted] will be required

Domiciliary Care Provision

Currently we provide **477 hours of Domiciliary Care** in this locality (**73 per 1,000 population**) to **34 clients** (as at 1st August 2016)

Where do care home residents come

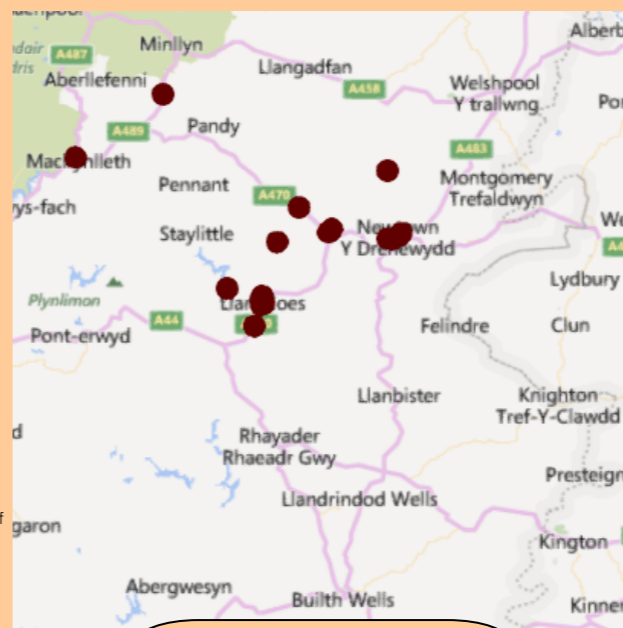
19 residents (68% of total) were previously living in the **Llanidloes** locality

7 were living in other localities :

- 3 from **Newtown**
- 2 from **Llanfair Caereinion**
- 1 from **Machynlleth**
- 1 from **Welshpool and Montgomery**

(N.B. figures do not total the overall number of residents as some clients did not have a record for previous postcode. Data for 12

Figure 2.4 Previous address of care home residents now in homes in the Llanfyllin locality



68% of care home residents were previously living within the locality