

Newtown Locality Focus

Newtown Population

The **current population is 17,006**¹. The **average age of the locality is 42 years** (Powys average 46).

Females make up 51% of the population of the area, and **males 49%**

21.2% of the population are **over 65** (Powys average is 25.8%), whilst people **over 85** make up **2.9%** of the population (Powys average is 3.4%). Overall the population is expected to **decrease by 8.4%** by 2036 (from 17,006 in 2015 to 15,577; **Powys average is 6% decrease**). In contrast, the **over 85** population is expected to rise steeply, with the population moving by **139.3%** from 499 to 1,194 over the same period.

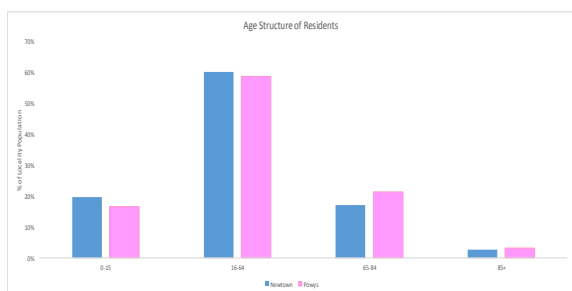
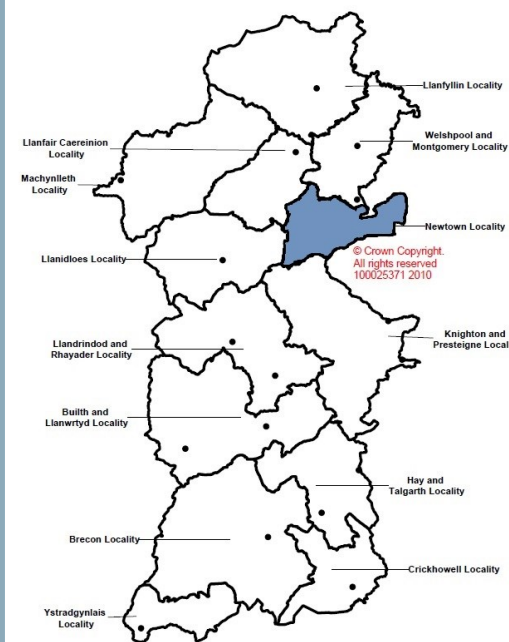


Figure 12.1

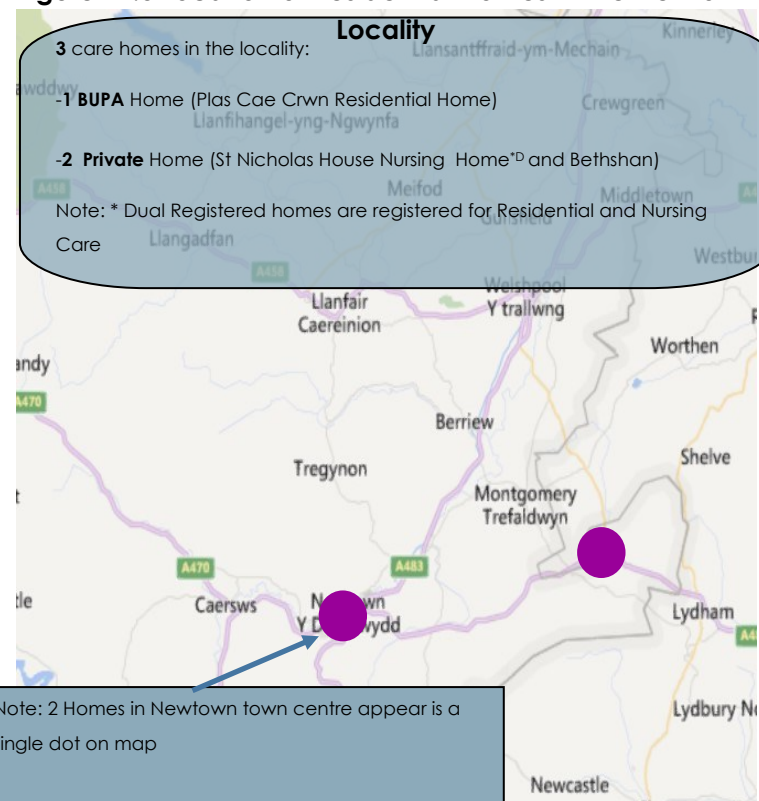


What are we currently providing and what are the costs?

During the last year, 100 people resided in homes in this locality (as at 1st August 2016) of which 97 were Older/Frail clients. 65 of those clients were female and 32 were male.

Residents of care homes in the locality over the last year have an **average length of stay of 907 days** and an **average age at admission of 83 years** (Bupa = 83; Non Bupa = 83)(as at 1st August 2016)

Figure 12.3 Location of Residential Homes in the Newtown Locality



Note: 2 Homes in Newtown town centre appear as a single dot on map

Conditions Summary

The authority has undertaken a 10 year residential home conditions survey programme (from 2009 – 2018) to calculate the investment required in Plas Cae Crwn. Based on 2009 costs a total investment of [redacted] will be required

Domiciliary Care Provision

Currently we provide **1,401 hours of Domiciliary Care** in this locality (**82 per 1,000 population**) to **114 clients** (as at 1st August 2016).

Employment

10.3% (841 people) of working population employed in Care/

Leisure industry - higher than Powys average 10.1% (500 per locality)².

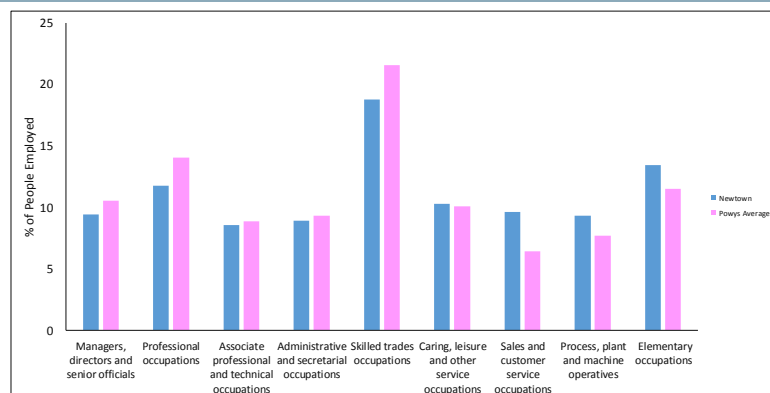


Figure 12.2

Access to Services

Lower than average travel time to an NHS Dentist (36 minutes, Powys Average 55 minutes) and GP surgery (33 minutes, Powys Average 50 minutes)³.

Residents Satisfaction*4

- 23% of residents in this locality feel satisfied with **care for older people/the elderly** (average for all Powys Localities = 28%)
- 74% of residents feel satisfied that this locality is a place where people **look out for and support each other** (average for all Powys Localities = 81%)
- 76% of residents in this locality say that they or a family member participate (either regularly or sometimes) in **local community events and activities** (average for all Powys Localities = 84%)

References

1. 2014 Mid-Year Population Estimate, ONS
2. Annual Survey of Hours and Earnings (ASHE), 2011, ONS
3. Welsh Index of Multiple Deprivation, 2011. PCC Research & information Unit Report R/WIMD11/0212
4. Powys County Council Residents Satisfaction Survey, 2015

Where do care home residents come from?

82 care home residents (85% of total) were previously living in the **Newtown** locality

9 were living in other localities :

- 1** from **Llanidloes**
- 3** from **Llanfair Caereinion**
- 5** from **Welshpool**

(N.B. figures do not total the overall number of residents as some clients did not have a record for previous postcode. Data for 12 months to August 1st 2016)

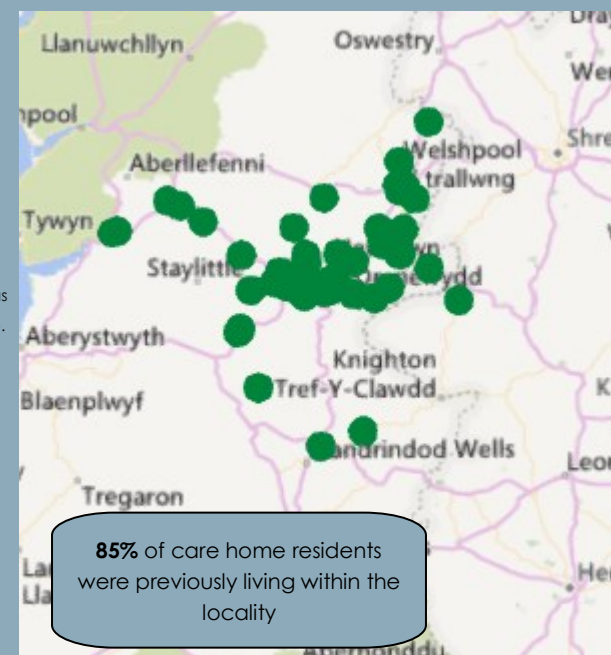


Figure 12.4 Previous address of care home residents now in homes in the Newtown