

Welshpool and Montgomery Locality Focus

Welshpool and Montgomery Population

The **current population is 18,498¹**. The **average age of people in the locality is 45 years** (Powys average 46).

Females make up 50% of the population of the area, and **males 50%**

24.8% of the population are **over 65** (Powys average is 25.8%), whilst people over 85 make up 3.6% of the population (Powys average is 3.4%). Overall the population is expected to **decrease by 6.2%** by 2036 (from 18,498 in 2015 to 17,354; **Powys average is 6% decrease**). In contrast, the **over 85** population is expected to rise steeply, with the population moving by **139.3%** from 667 to 1,596 over the same period.

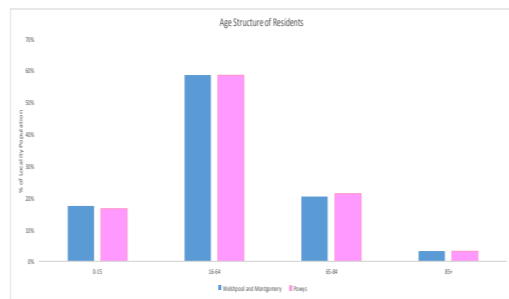
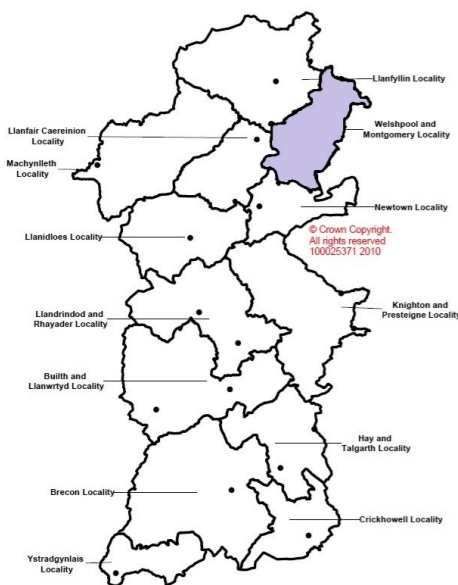


Figure 13.1

Employment

9.3% (851 people) of working population employed in Care/Leisure industry lower than Powys average 8% (500 per locality)².

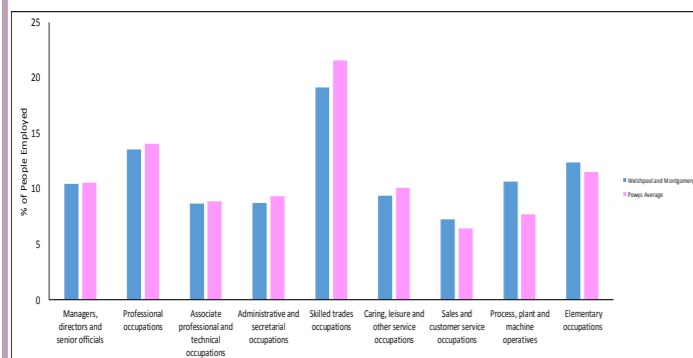


Figure 13.2

Access to Services

Lower than average travel time to an NHS Dentist (37 minutes, Powys Average 55 minutes) and GP surgery (33 minutes, Powys Average 50 minutes)³.

Residents Satisfaction*4

- 22% of residents in this locality feel satisfied with **care for older people/the elderly** (average for all Powys Localities = 28%)
- 69% of residents feel satisfied that this locality is a place where people **look out for and support each other** (average for all Powys Localities = 81%)
- 83% of residents in this locality say that they or a family member participate (either regularly or sometimes) in **local community events and activities** (average for all Powys Localities = 84%)

References

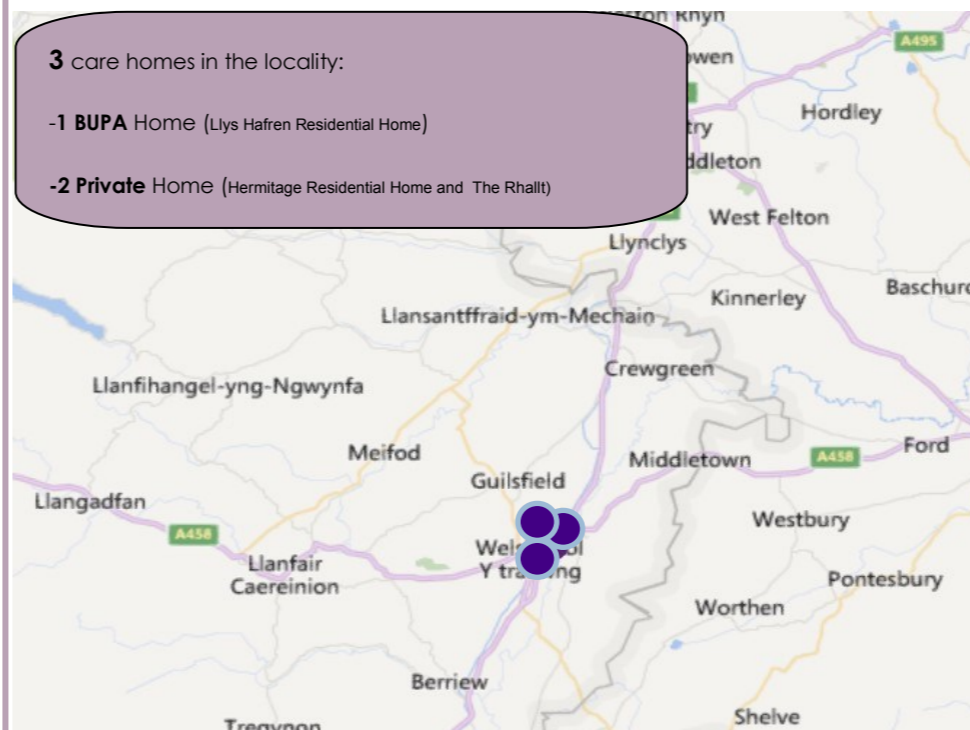
1. 2014 Mid-Year Population Estimate, ONS
2. Annual Survey of Hours and Earnings (ASHE), 2011, ONS
3. Welsh Index of Multiple Deprivation, 2011. PCC Research & information Unit Report R/WIMD11/0212
4. Powys County Council Residents Satisfaction Survey, 2015

What are we currently providing and what are the costs?

During the last year, 131 people resided in homes in this locality (as at 1st August 2016) of which 124 were Older/Frail clients. 81 of those clients were female and 43 were male.

Residents of care homes in the locality over the last year have an **average length of stay of 797 days** and an **average age at admission of 84 years** (Bupa = 85; Non Bupa = 83)(as at 1st August 2016)

Figure 13.3 Location of Residential Homes in Welshpool and Montgomery Locality



3 care homes in the locality:

- 1 **BUPA** Home (Llys Hafren Residential Home)
- 2 **Private** Home (Hermitage Residential Home and The Rhallt)

92 care home residents (74% of total) were previously living in the **Welshpool and Montgomery locality**

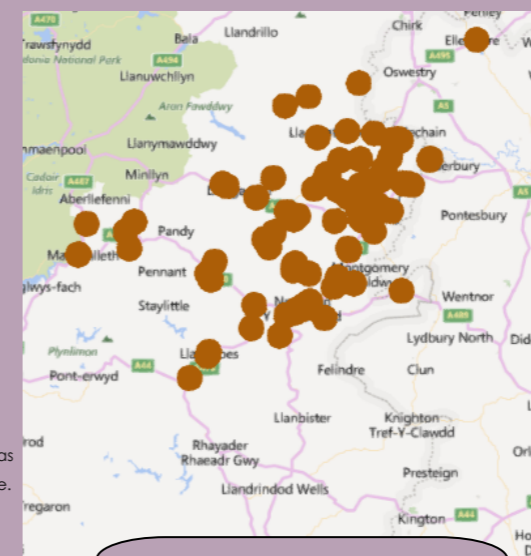
29 were living in other localities :

- 10** from **Llanfyllin**
- 5** from **Llanidloes**
- 3** from **Machynlleth**
- 10** from **Newtown**
- 1** from **Llanfair Caereinion**

(N.B. figures do not total the overall number of residents as some clients did not have a record for previous postcode. Data for 12 months to August 1st 2016)

Figure 13.4 Previous address of care home residents now in homes in the Welshpool and Montgomery locality

Where do care home residents come



74% of care home residents were previously living within the locality

Conditions Summary

The authority has undertaken a 10 year residential home conditions survey programme (from 2009 – 2018) to calculate the investment required in Llys Hafren. Based on 2009 costs a total investment of [redacted] will be required.

Domiciliary Care Provision

Currently we provide **1,890 hours of Domiciliary Care** in this locality (**103 per 1,000 population**) to **146 clients** (as at 1st August 2016).