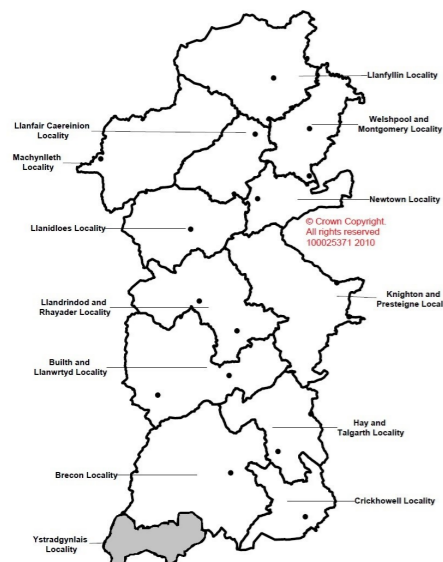


# Ystradgynlais Locality Focus



## Ystradgynlais Population

The current population is 10,107<sup>1</sup>. The average age of people in the locality is 46 years Powys average 46).

Females make up 51% of the population of the area, and males 49%

25.6% of the population are over 65 (Powys average is 25.8%), whilst people over 85 make up 3.6% of the population (Powys average is 3.4%). Overall the population is expected to decrease by 6% by 2036 (from 10,107 in 2015 to 9,500; Powys average is 6% decrease). In contrast, the over 85 population is expected to rise more steeply, with the population moving by 139.3% from 361 to 864 over the same period.

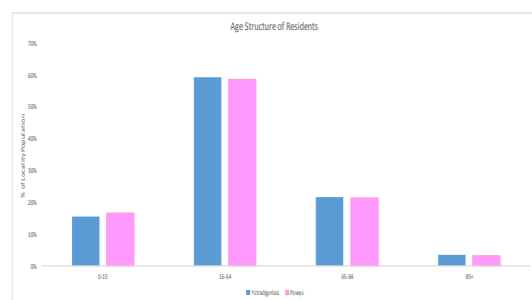


Figure 14.1

## Employment

12.8% (549 people) of working population employed in Care/Leisure industry - higher than Powys average 10.1% (500 per locality)<sup>2</sup>.

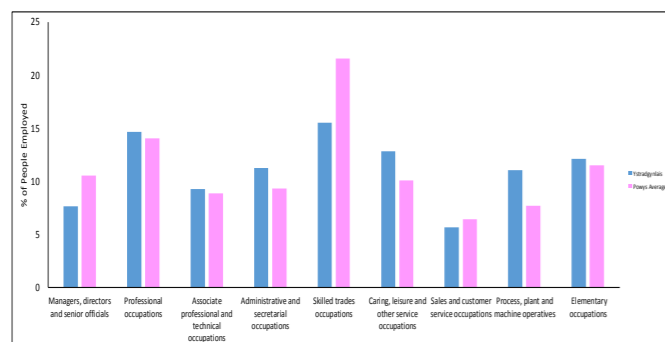


Figure 14.2

## Access to Services

Lower than average travel time to an NHS Dentist (26 minutes, Powys Average 55 minutes) and GP surgery (24 minutes, Powys Average 50 minutes)<sup>3</sup>.

## Residents Survey<sup>4</sup>

- 32% of residents in this locality feel satisfied with care for older people/the elderly (average for all Powys Localities = 28%)
- 87% of residents feel satisfied that this locality is a place where people look out for and support each other (average for all Powys Localities = 81%)
- 84% of residents in this locality say that they or a family member participate (either regularly or sometimes) in local community events and activities (average for all Powys Localities = 84%)

## References

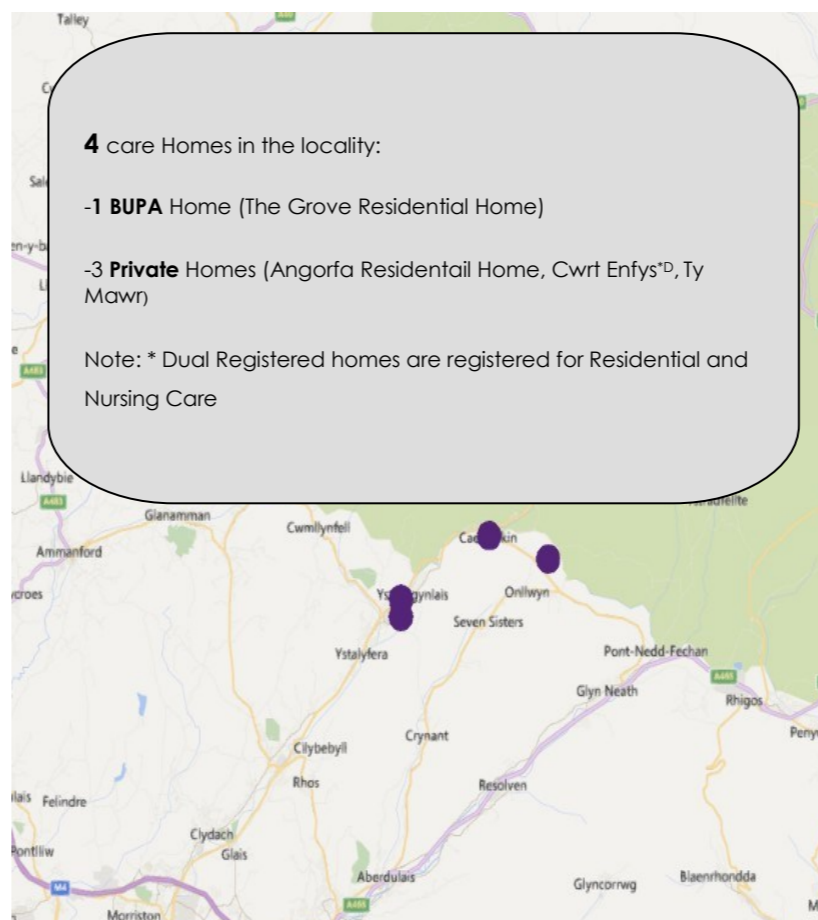
1. 2014 Mid-Year Population Estimate, ONS
2. Annual Survey of Hours and Earnings (ASHE), 2011, ONS
3. Welsh Index of Multiple Deprivation, 2011. PCC Research & information Unit Report R/WIMD11/0212
4. Powys County Council Residents Satisfaction Survey, 2015

## What are we currently providing and what are the costs?

During the last year, 68 people resided in homes in this locality (as at 1st August 2016) of which 64 were Older/Frail clients. 50 of those clients were female and 14 were male.

Residents of care homes in the locality over the last year have an average length of stay of 1,050 days and an average age at admission of 82 years (Bupa = 84; Non Bupa = 82)(as at 1st August 2016)

Figure 14.3 Location of Residential Homes in Ystradgynlais Locality



4 care Homes in the locality:

- 1 BUPA Home (The Grove Residential Home)
- 3 Private Homes (Angorfa Residential Home, Cwrt Enfys<sup>o</sup>, Ty Mawr)

Note: \* Dual Registered homes are registered for Residential and Nursing Care

## Conditions Summary

The authority has undertaken a 10 year residential home conditions survey programme (from 2009 – 2018 ) to calculate the investment required in Grove. Based on 2009 costs a total investment of [redacted] will be required

## Domiciliary Care Provision

Currently we provide 871 hours of Domiciliary Care in this locality (85 per 1,000 population) to 71 clients (as at 1st August 2016).

57 care home residents (89% of total) were previously living in the Ystradgynlais locality

None were living in other localities

(N.B. figures do not total the overall number of residents as some clients did not have a record for previous postcode. Data for 12 months to August 1st 2016)

## Where do care home residents come from?

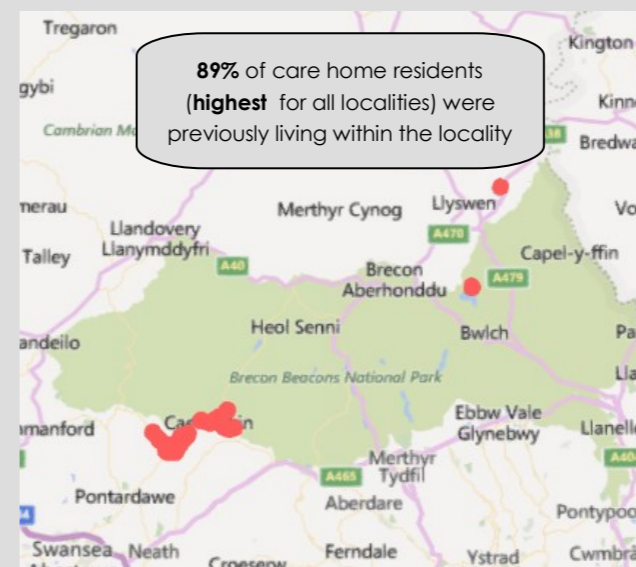


Figure 14.3 Previous address of care home residents now in homes in the Ystradgynlais locality