

Llandrindod and Rhayader Locality Focus

Llandrindod and Rhayader Population

The **current population is 12,694**¹. The **average age of people in the locality is 47 years** (Powys average 46).

Females make up 51% of the population of the area, and **males 49%**

29.8% of the population are **over 65** (Powys average is 25.8%), whilst people **over 85** make up **4.4%** of the population (Powys average is 3.4%). Overall the population is expected to **decrease by 3.1%** by 2036 (from 12,694 in 2015 to 12,297; **Powys average is 6% decrease**). In contrast, the **over 85** population is expected to rise steeply, with the population moving by **139.3%** from 556 to 1,330 over the same period.

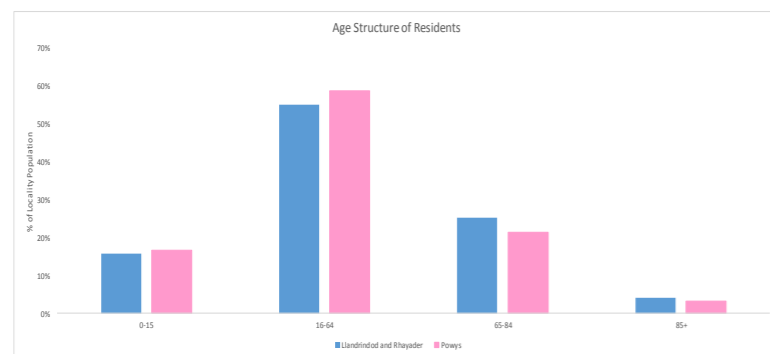
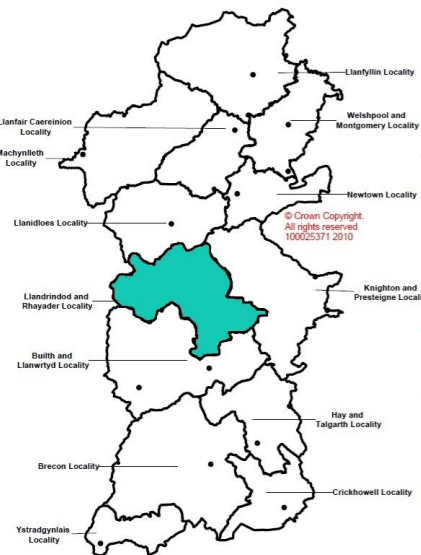
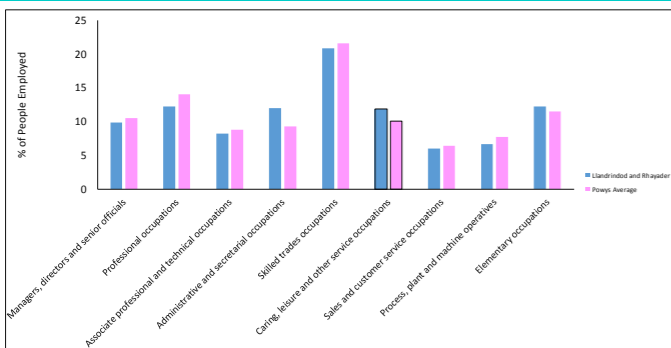


Figure 7.1

Employment



11.9% (644 people) of working population employed in Care/Leisure industry—higher than Powys average 10.1% (500 per locality)².

Figure 7.2

Access to Services

Lower than average travel time to an NHS Dentist (32 minutes, Powys Average 55 minutes) and GP surgery (39 minutes, Powys Average 50 minutes)³.

Residents Satisfaction⁴

- 34% of residents in this locality feel satisfied with **care for older people/the elderly** (average for all Powys Localities = 28%)
- 80% of residents feel satisfied that this locality is a place where people **look out for and support each other** (average for all Powys Localities = 81%)
- 83% of residents in this locality say that they or a family member participate (either regularly or sometimes) in **local community events and activities** (average for all Powys Localities = 84%)

References

1. 2014 Mid-Year Population Estimate, ONS
2. Annual Survey of Hours and Earnings (ASHE), 2011, ONS
3. Welsh Index of Multiple Deprivation, 2011. PCC Research & information Unit Report R/WIMD11/0212
4. Powys County Council Residents Satisfaction Survey, 2015

What are we currently providing and what are the costs?

During the last year, 163 people resided in homes in this locality (as at 1st August 2016) of which 160 were Older/Frail clients. 103 of those clients were female and 57 were male.

Residents of care homes in the locality over the last year

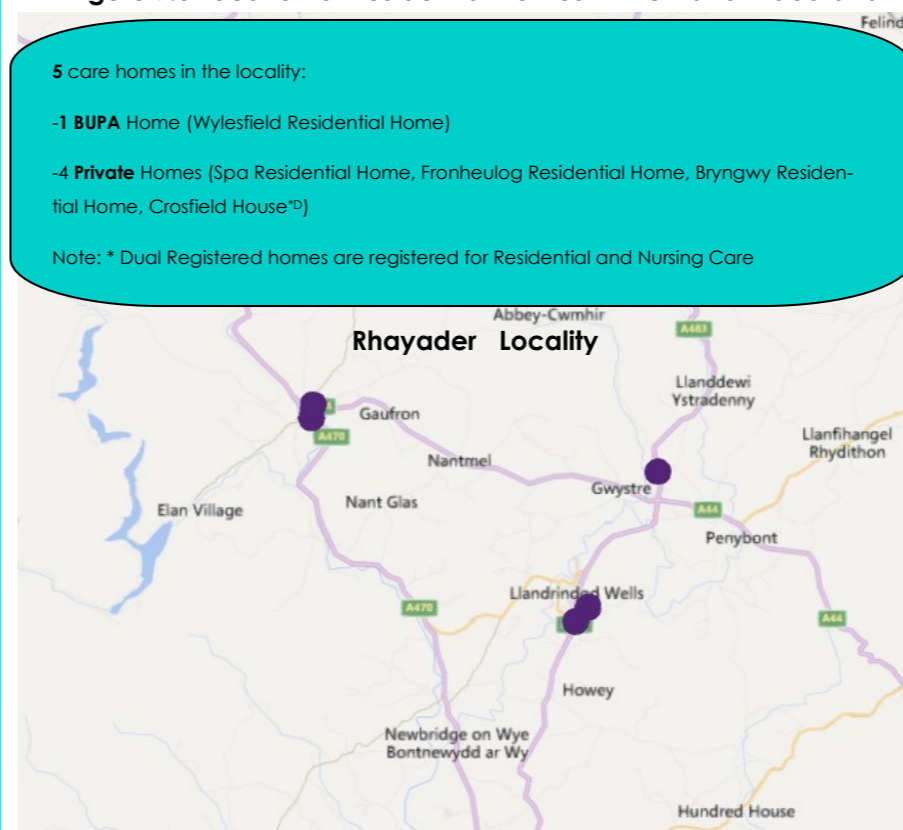
have an **average length of stay of 817 days**) and an **average age at admission of 84 years** (Bupa = 87; Non Bupa = 83) (as at 1st August 2016)

Figure 7.3 Location of Residential Homes in the Llandrindod and Rhayader Locality

5 care homes in the locality:

- 1 BUPA Home (Wylesfield Residential Home)
- 4 Private Homes (Spa Residential Home, Fronheulog Residential Home, Bryngwy Residential Home, Crosfield House¹⁰)

Note: * Dual Registered homes are registered for Residential and Nursing Care



100 care home residents (63% of total) were previously living in the **Llandrindod and Rhayader locality**

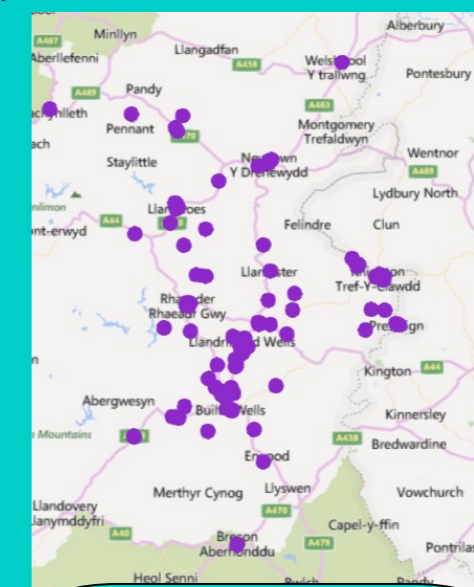
48 were living in other localities:

- 1 from Brecon;
- 18 from Builth and Llanwrtyd
- 13 from Knighton & Presteigne
- 3 from Llanfair Caereinion
- 11 from Llanidloes
- 1 from Machynlleth
- 1 from Newtown

(N.B. figures do not total the overall number of residents as some clients did not have a record for previous postcode. Data for 12 months to August 1st 2016)

Figure 7.4 Previous address of care home residents now in homes in the Llandrindod and Rhayader locality

Where do care home residents come from?



63% of care home residents were previously living within the locality

Conditions Summary

The authority has undertaken a 10 year residential home conditions survey programme (from 2009 – 2018) to calculate the investment required in Wylesfield. Based on 2009 costs a total investment of [redacted] will be required.

Domiciliary Care Provision

Currently we provide **1,813 hours of Domiciliary Care** in this locality (**145 per 1,000 population**) to **121 clients** (as at 1st August 2016),